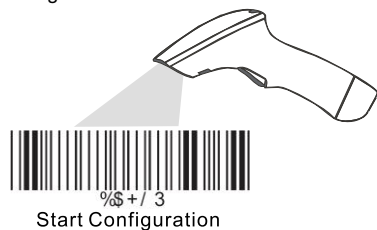
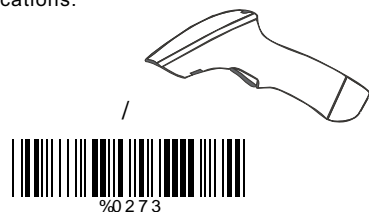


## 常亮模式设置

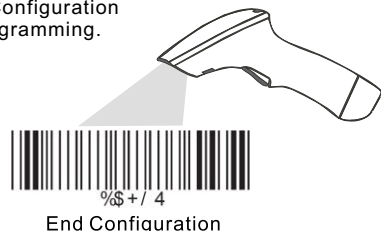
① Scan Start of Configuration.



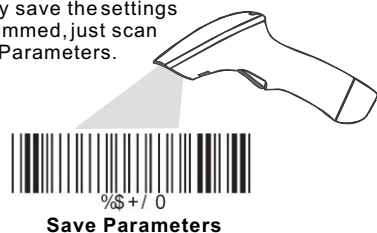
② Scan all necessary labels for parameters that meet applications.



③ Scan End of Configuration to end the programming.

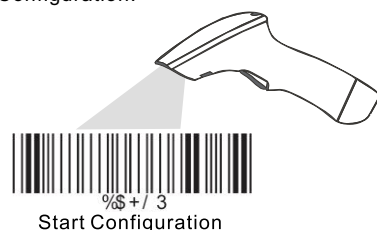


④ To permanently save the settings by your programmed, just scan label for Save Parameters.




## 感应扫描模式设置

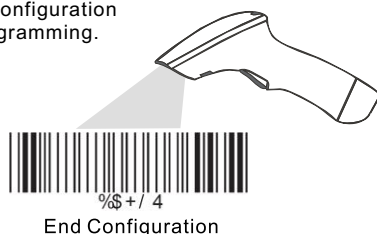
① Scan Start of Configuration.



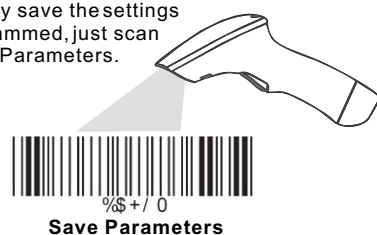
② Scan all necessary labels for parameters that meet applications.



③ Scan End of Configuration to end the programming.

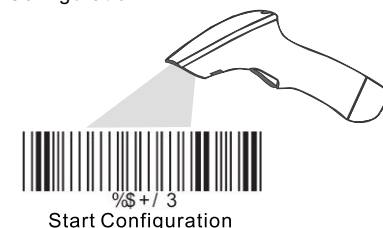


④ To permanently save the settings by your programmed, just scan label for Save Parameters.




## 按键模式设置

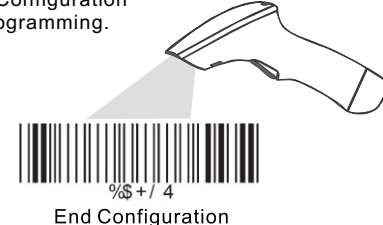
① Scan Start of Configuration.



② Scan all necessary labels for parameters that meet applications.



③ Scan End of Configuration to end the programming.



④ To permanently save the settings by your programmed, just scan label for Save Parameters.

